

Anchor Bay Packaging Corporation

Designers and Manufacturers of Engineered Packaging Products
 Certified ISTA Testing Lab
 ISO – 9001 Registered
 www.anchorbaypackaging.com

Administrative and Technical Center
 30905 23 Mile Road
 New Baltimore, Michigan 48047
 Bus: (586) 949-4040
 Administrative Fax: (586) 949-9997
 Engineering Fax: (586) 949-9998

STANDARD EXPORT PACKS

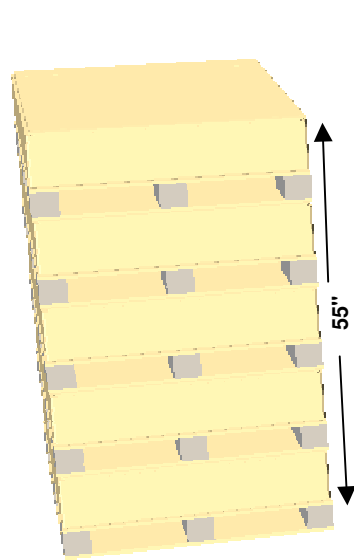
PART NUMBER (Set-up version)	PART NUMBER (Knock-Down version)	** PALLET TYPE	QTY PER UNIT (KD only)	Outside Dimensions (Inches)			Inside Usable Dimensions (Inches)			MAX WEIGHT CAPACITY (lbs)	INTERNAL VOLUME (Cubic Ft)	MAX SHIPPIN G STACK HEIGHT	PRICE
				Length	Width	Height	Length	Width	Height				
AB4530-25P	AB4530-25P-KD	Paper	5	45	30	25	43.25	27.75	19.5	600	13.54	4	\$34.74
AB4530-25W	AB4530-25W-KD	Wood											
AB4530-33P	AB4530-33P-KD	Paper	5	45	30	33	43.25	27.75	27.5	500	19.10	3	\$34.74
AB4530-33W	AB4530-33W-KD	Wood											
AB4745-25P	AB4745-25P-KD	Paper	5	47	45	25	45.25	42.5	19.5	600	21.70	4	\$35.40
AB4745-25W	AB4745-25W-KD	Wood											
AB4745-33P	AB4745-33P-KD	Paper	5	47	45	33	45.25	42.5	27.5	500	30.61	3	\$35.40
AB4745-33W	AB4745-33W-KD	Wood											
AB5245-33P	AB5245-33P-KD	Paper	5	52	45	33	50.25	42.5	27.5	500	33.99	3	\$40.63
AB5245-33W	AB5245-33W-KD	Wood											
AB5845-33P	AB5845-33P-KD	Paper	5	58	45	33	56.25	42.5	27.5	500	38.00	3	\$44.00
AB5845-33W	AB5845-33W-KD	Wood											
AB6745-33P	AB6745-33P-KD	Paper	5	67	45	33	65.25	42.5	27.5	500	44.13	3	\$62.53
AB6745-33W	AB6745-33W-KD	Wood											
AB-1		Wood	1	47	45	25	44.75	42		500	20.39	4	\$56.57
AB-2		Wood	1	32	30	25	30	28		500	9.60	4	\$48.28
25" INSERT		Paper	Scored Sheet, 19 1/2 x 56 1/4, 1100#CAA						Adds to rated capacity		2 required per Pack		\$2.53
33" INSERT			Scored Sheet, 27 1/2 x 56 1/4, 1100#CAA										\$3.23
Effective 6/15/2010			** Wood pallets are Certified Heat Treated						F.O.B.: Our Dock - Chesterfield, MI				

Anchor Bay Packaging Corporation

Designers and Manufacturers of Engineered Packaging Products
Certified ISTA Testing Lab
ISO – 9001 Registered
www.anchorbaypackaging.com


Administrative and Technical Center
30905 23 Mile Road
New Baltimore, Michigan 48047
Bus: (586) 949-4040
Administrative Fax: (586) 949-9997
Engineering Fax: (586) 949-9998

STANDARD EXPORT PACK SETUP INSTRUCTIONS



-FIVE KNOCKED DOWN
KITS PER UNIT 55" HIGH

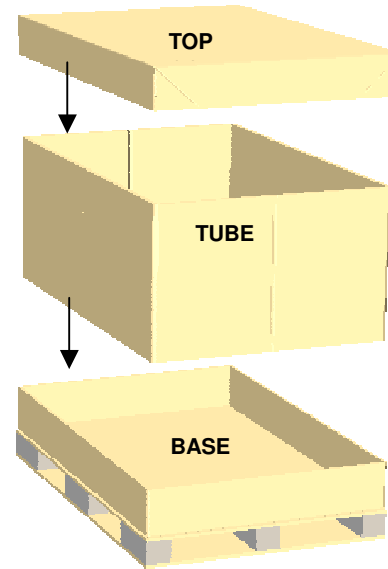
-CUT & REMOVE
STRAPPING



-REMOVE TOP COVER

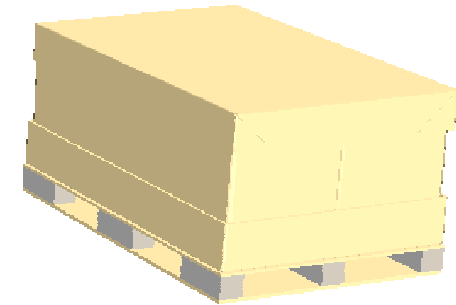
-REMOVE TUBE

-REMOVE & DISCARD
SHIPPING CORNERS



-OPEN TUBE & PLACE IN
BASE TRAY

-OPEN TOP COVER & PLACE
ON TOP OF TUBE



-COMPLETE SETUP PACK